

LADY CLAIRE

AGRIA x KW78-34-470







Building on potential

Added value of the variety

Good crisping quality after long term storage.
Uniform tuber size with high marketable yield
Low bruising risk variety.
Homogenous high processing quality













Characteristics


Shape of tuber	RO	
Av. Tuber length (Ø 50-60 mm)	7,3 cm	
Maturity (9=early, 4=late)	7,6	
Colour of skin	DY	
Colour of flesh	7,1	
Suitability for cooking	8 BC	

Soil adaptability

	Sandy	Light	Heavy
Yield (Relative)	59	65	66
DM (%)	21,0	23,5	23,2
UWW	386	438	430
Tuber size (Ø mm)	45	51	56

Ro1	9	
Ro2/3		
Ro5		
Pa2		
Pa3		
wz 1 (D1)	10	
wz 2 (G1)		
wz 6 (O1)	8	
wz 18 (T1)		
TRV	7	
Moptop virus	Tolerant	




Climate adaptability

Drought tolerance	Susceptible
Secondary growth	7 






Fertiliser requirement

	N	P	K	Mg	B	Ca	Mn
Quantity	High (+25%)	Average	High (+25%)	High (+25%)	Average	Average	High (+25%)
No. applications	2	1	2	8	1	1	6

Chemical requirement







Foliar late blight	3 
Tuber late blight	Susceptible
Early blight	Susceptible
Y-virus	6 
Yntn-virus	7 
Leafroll virus	
Black dot	Tolerant
Silver scurf	Tolerant
Metribuzin pre-emergence	Susceptible
Metribuzin post-emergence	Tolerant

Storability

Dormancy* (2=short; 8=long)	6,3 
Pressure spots	Susceptible
Fusarium	8 
Frying/crisping colour in October*	7,8 
Frying/crisping colour in February*	7,8 
Frying/crisping colour in May*	7,1 

*Potatoes stored at 8°C without sprout inhibitors

Marketable yield

Bruising index (0-50)	11 
Washability	6 
Common scab	7 
Powdery scab	8 
% IRS	1 
% Hollow heart	0 
Mechanical Damage	Tolerant

LADY CLAIRE



Planting

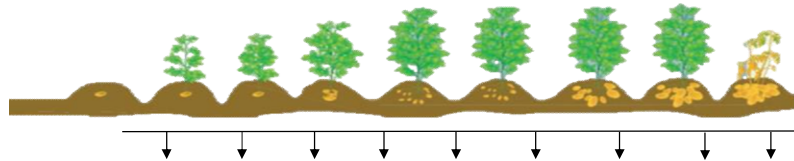
Before planting keep the seed quiet; plant them out of cold storage.
Plant in warm soils in order to avoid rhizoctonia.
Plant at a normal depth.
Suitable for soils with a high mineralisation (organic matter).
Only grow on fields that can be irrigated.

Size	75 cm	90 cm	Plant/ha
28/35	21 cm	18 cm	63500
35/55	33 cm	28 cm	40400
30/40	30 cm	25 cm	44400
40/50	35 cm	29 cm	38100
50/60	38 cm	32 cm	35100



Fertiliser input (kg/ha):

Depending on the soil supply and applicable national legislation; total amount required by the variety.



Nitrogen:	(N)	175	50	25	250
Phosphate:	(P2O5)	110			110
Potassium:	(K2O)	250	100		350

To prevent mineral deficiencies, apply these elements in time (B, Mg, Mn, Ca)

Nitrogen splitting is necessary to ensure good yields.
Apply potassium just before planting and during the growing season.



Crop protection

Susceptible to the use of 450 g/ha of Metribuzin at pre-emergence.
Variety susceptible to foliar late blight, do not neglect blight control.
Susceptible to Alternaria, start early in the season to prevent this.
Frequent magnesium supply while growing helps to keep the plants healthy.



Harvest and storage

Short dormancy; after harvest and wound healing cool down quickly,
keep the temperature stable and start with sprout control.
Start sprouting inhibitor application as soon as potatoes are dry.



Storage:

6 °C
9 months

Key advice to succeed this variety:

Only grow on fields that can be irrigated.
Nitrogen splitting is necessary to ensure good yields.
Apply potassium just before planting and during the growing season.
Susceptible to Alternaria, start early in the season to prevent this.
Start sprouting inhibitor application as soon as potatoes are dry.

Splitting
fertilisers
supports
yield

